

INSPECTION BODY ACCREDITATION PROGRAM (IBAP)

Scope of Accreditation

Accredited Legal Entity: **CSA Group Testing & Certification Inc.**

Contact Name: Abdool Azaad

LOCATION A

Address: 178 Rexdale Boulevard
Toronto, Ontario
M9W 1R3

Telephone: +1 416 747-4322

Website: www.csagroup.org

Email: abdool.azaad@csagroup.org

SCC File Number:	06001
Accreditation Standards:	ISO/IEC 17020:2012 – Conformity assessment -- Requirements for the operation of various types of bodies performing inspection
Additional Accreditation Requirements:	SCC Requirements and Guidance – Inspection Body Accreditation Program 2021-03-19
Accreditation Sub-Programs:	<ul style="list-style-type: none"> I. Field evaluation of electrical equipment II. Field evaluation of medical electrical equipment and systems III. Medical Gas Piping Systems
Initial Accreditation:	2005-01-06
Most Recent Accreditation:	2024-06-14
Accreditation Valid to:	2025-01-06

Additional Fixed Office Locations:

The inspection activities conducted by the above-mentioned legal entity at the following locations are also included in this scope of accreditation:

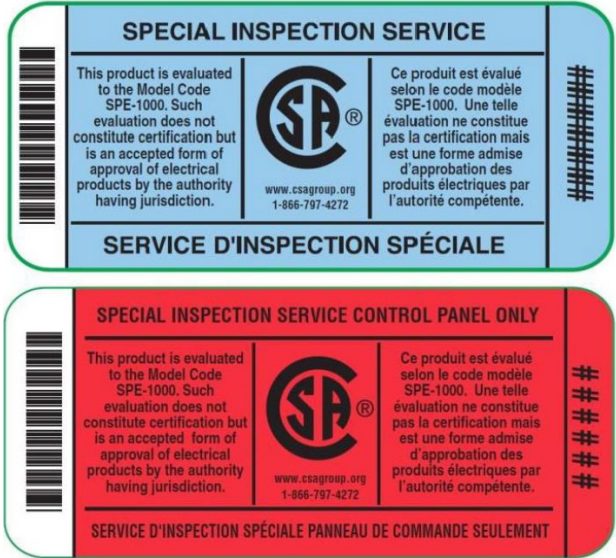
Location	Country	Address	City
B	Canada	CSA Group: Edmonton 1707-94 Street North West Edmonton, AB T6N 1E6	Edmonton
C	Canada	CSA Group: Montreal 865 Ellingham Avenue Pointe Claire, PQ H9R 5E8	Pointe Claire
D	Canada	CSA Group: Vancouver 138-13888 Wireless Way Richmond, BC V6V 0A3	Richmond
E	USA	CSA Group: Cleveland 8501/8801 East Pleasant Valley Road, Cleveland, OH 44131-5575	Cleveland
G	USA	CSA Group: Irvine 34 Bunsen Irvine, CA 92618	Irvine
H	Germany	CSA Group: Plattling (CSA Group Bayern GmbH Straubinger Straße 100, 94447 Plattling, Germany	Plattling

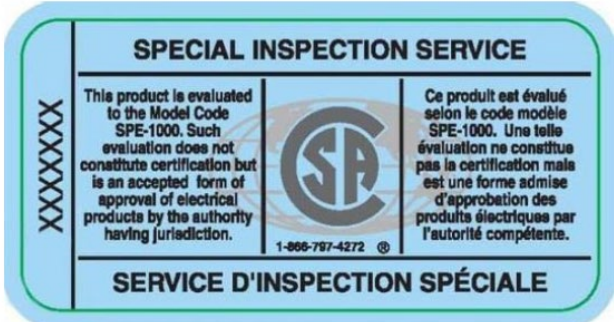


Operation Type of Inspection Body:

ISO/IEC 17020, Conformity assessment — Requirements for the operation of various types of bodies performing inspection, Annex A Independence requirements for inspection bodies, Type A most closely resembles the operation type operated by this organization. The inspection body shall be independent of the parties involved. The inspection body and its personnel shall not engage in any activities that may conflict with their independence of judgment and integrity in relation to their inspection activities. They shall not be engaged in the design, manufacture, supply, installation, purchase, ownership, use or maintenance of the items inspected. An inspection body shall not be a part of a legal entity that is engaged in design, manufacture, supply, installation, purchase, ownership, use or maintenance of the items inspected. The inspection body shall not be linked to a separate legal entity engaged in the design, manufacture, supply, installation, purchase, ownership, use or maintenance of the items inspected by the following: 1) common ownership, except where the owners have no ability to influence the outcome of an inspection; 2) common ownership appointees on the boards or equivalent of the organizations, except where these have functions that have no influence on the outcome of an inspection; 3) directly reporting to the same higher level of management, except where this cannot influence the outcome of an inspection; 4) contractual commitments, or other means that may have an ability to influence the outcome of an inspection.

Scope of Accreditation:


I: Electrical Equipment Program

Base program:	SPE-1000 Field Evaluation/Special Inspection
Inspection Standards	SPE-1000: Model code for the field evaluation of electrical equipment Canadian Electrical Code
Inspection Label	 <p><i>The label presented above is in accordance with CSA SPE-1000 and is effective as of April 01, 2015</i></p> <p><i>Product inspected to CSA SPE-1000 between April 01, 2010 and April 01, 2015 was labeled in accordance with CSA SPE-1000 as represented by the labels below.</i></p>

	  <p><i>Product inspected to CSA SPE-1000 prior to April 01, 2010 was labeled in accordance with CSA SPE-1000-99 as represented by the label below.</i></p> 
<p>Locations:</p>	<p>A, B, C, D, E, F, G, H</p>
<p>Scope of Accreditation</p>	<p>The performing of field evaluations/special inspections and the application of approval labels on electrical equipment and systems in accordance with all of the following:</p> <p>As identified in the scope of CSA SPE-1000 Model Code for the field evaluation/special inspection of electrical equipment, but excluding</p> <ol style="list-style-type: none"> wire and cable products; wiring devices; equipment for use in hazardous locations; medical electrical equipment and systems; components* that will require further evaluation as part of a complete assembly, such as switches, relays, and timers;


	<p>f) equipment connected to line voltage in excess of 46 kV;</p> <p>g) manlifts, elevators, climb assists and similar systems (other than their associated control panels); and</p> <p>h) any equipment that is not permitted to be field evaluated as directed by an AHJ (such as air-cleaning equipment that intentionally produces ozone).</p> <p>*Field evaluation/special inspection only applies to equipment that is capable of being connected to the supply in accordance with the Canadian Electrical Code, Part I.</p>
--	--

II: Medical Electrical Equipment Program




Base program:	SPE-3000 Field Evaluation/Special Inspection
Inspection Standards	SPE-3000: Model code for the field evaluation of medical electrical equipment and systems Canadian Electrical Code
Inspection Label	
Locations:	A, B, C, D, E, F, G, H
Scope of Accreditation	<p>The performing of field evaluations/special inspections and the application of approval labels on medical electrical equipment (MEE) and medical electrical systems (MES)⁺ as identified in the scope of CSA SPE-3000 Model Code for the field evaluation/special inspection of medical electrical equipment and systems.</p> <p>⁺The definitions for medical electrical equipment (MEE) and medical electrical system (MES) can be found in SPE 3000 Section 3.</p>

III: Commercial and Industrial Gas-Fired Appliances and Equipment Program

Base program:	Commercial and Industrial Fuel-Burning Appliances and Equipment Program
----------------------	---

Inspection Label	SPECIAL INSPECTION SERVICE SERVICE D'INSPECTION SPECIALE				
	BAR CODE	Fuel-Burning safety evaluation based on Canadian code requirements. This evaluation represents the results of a single inspection and does not constitute a certification.	 www.csagroup.org 1-866-797-4272	Évaluation de la sécurité de la combustion de carburant basée sur les exigences des codes Canadiens. Cette évaluation représente les résultats d'une inspection unique et ne constitue pas une certification.	X X X X X X X
	ACCREDITED TYPE A INSPECTION BODY BY STANDARDS COUNCIL OF CANADA ORGANISME D'INSPECTION DE TYPE A ACCRÉDITÉ PAR LE CONSEIL CANADIEN DES NORMES				
Project No. / Numéro de <u>Projet</u> :		<input type="text"/>			
Appliance Type / Type d' <u>appareil</u> :		<input type="text"/>			
Manufacturer / <u>Fabricant</u> :		<input type="text"/>			
Model & Serial / Modèle et <u>Série</u> :		<input type="text"/>			
Type of Fuel(s) / Type de <u>Carburant</u> :		<input type="text"/>			
Max and Min Input Rate / Débits calorifiques min et max:		<input type="text"/>			
Max and Min Manifold Pressure / Pressions min et max au Collecteur:		<input type="text"/>			
Min Inlet Pressure and Max Protected Inlet Pressure at the Point of Connection / Pression <u>Minimale d'Admission</u> et Pression Maximale d'Admission Protégée au point de raccordement :		<input type="text"/>			
Design Altitude / Altitude De <u>Conception</u> :		<input type="text"/>			
Approved as Portable (Yes/ No) / approuvé comme appareil mobile (oui/non) :		<input type="text"/>			
Supply Voltage / Tension D'alimentation	Volts	<input type="text"/>	Amps	<input type="text"/>	
Control Voltage / Tension de Contrôle	Volts	<input type="text"/>	Amps	<input type="text"/>	
The label presented above is in accordance with CSA B149.3 and is effective as of <u>2025/01/01</u> .					

Product inspected to CSA B149.3 between 2021-Jun-01 and 2024-Dec-31 was labeled in accordance with CSA B149.3 as represented by the labels below.

SPECIAL INSPECTION SERVICE SERVICE D'INSPECTION SPECIALE																									
BAR CODE	<table border="1" style="width: 100%; border-collapse: collapse;"> <tr> <td style="width: 45%; padding: 5px;"> Gas safety evaluation based on Canadian code requirements. This evaluation represents the results of a single inspection and does not constitute a certification. </td> <td style="width: 15%; text-align: center; padding: 5px;">  www.csagroup.org 1-866-979-4273 </td> <td style="width: 40%; padding: 5px;"> Évaluation de la sécurité du gaz basée sur les exigences du code Canadien. Cette évaluation représente les résultats d'une inspection unique et ne constitue pas une certification. </td> </tr> <tr> <td colspan="3" style="text-align: center; padding: 5px;"> ACCREDITED TYPE A INSPECTION BODY BY STANDARDS COUNCIL OF CANADA ORGANE D'INSPECTION DE TYPE A AGRÉÉ PAR LE CONSEIL CANADIEN DES NORMES </td> </tr> </table>	Gas safety evaluation based on Canadian code requirements. This evaluation represents the results of a single inspection and does not constitute a certification.	 www.csagroup.org 1-866-979-4273	Évaluation de la sécurité du gaz basée sur les exigences du code Canadien. Cette évaluation représente les résultats d'une inspection unique et ne constitue pas une certification.	ACCREDITED TYPE A INSPECTION BODY BY STANDARDS COUNCIL OF CANADA ORGANE D'INSPECTION DE TYPE A AGRÉÉ PAR LE CONSEIL CANADIEN DES NORMES																				
Gas safety evaluation based on Canadian code requirements. This evaluation represents the results of a single inspection and does not constitute a certification.	 www.csagroup.org 1-866-979-4273	Évaluation de la sécurité du gaz basée sur les exigences du code Canadien. Cette évaluation représente les résultats d'une inspection unique et ne constitue pas une certification.																							
ACCREDITED TYPE A INSPECTION BODY BY STANDARDS COUNCIL OF CANADA ORGANE D'INSPECTION DE TYPE A AGRÉÉ PAR LE CONSEIL CANADIEN DES NORMES																									
X X X X X X	<table style="width: 100%; border-collapse: collapse;"> <tr><td style="width: 40%;">Project No. / Numéro de Projet :</td><td><input style="width: 90%;" type="text"/></td></tr> <tr><td>Appliance Type / Type d'appareil:</td><td><input style="width: 90%;" type="text"/></td></tr> <tr><td>Manufacturer / Fabricant:</td><td><input style="width: 90%;" type="text"/></td></tr> <tr><td>Model & Serial / Modèle et Série:</td><td><input style="width: 90%;" type="text"/></td></tr> <tr><td>Type of Fuel(s) / Type de Carburant:</td><td><input style="width: 90%;" type="text"/></td></tr> <tr><td>Max Input Rate / Taux d'entrée Max:</td><td><input style="width: 90%;" type="text"/></td></tr> <tr><td>Min Input Rate / Taux D'entrée Min:</td><td><input style="width: 90%;" type="text"/></td></tr> <tr><td>Max Manifold Pressure / Pression Maxi Du Collecteur:</td><td><input style="width: 90%;" type="text"/></td></tr> <tr><td>Supply Inlet Pressure / Pression D'entrée D'alimentation:</td><td><input style="width: 90%;" type="text"/></td></tr> <tr><td>Design Altitude / Altitude De Conception:</td><td><input style="width: 90%;" type="text"/></td></tr> <tr><td>Supply Voltage / Tension D'alimentation:</td><td>Voltage / Tension <input style="width: 40%;" type="text"/> Amps / Amplis <input style="width: 40%;" type="text"/></td></tr> <tr><td>Control Voltage / Tension de Contrôle:</td><td>Volts / Tension <input style="width: 40%;" type="text"/> Amps / Amplis <input style="width: 40%;" type="text"/></td></tr> </table>	Project No. / Numéro de Projet :	<input style="width: 90%;" type="text"/>	Appliance Type / Type d'appareil:	<input style="width: 90%;" type="text"/>	Manufacturer / Fabricant:	<input style="width: 90%;" type="text"/>	Model & Serial / Modèle et Série:	<input style="width: 90%;" type="text"/>	Type of Fuel(s) / Type de Carburant:	<input style="width: 90%;" type="text"/>	Max Input Rate / Taux d'entrée Max:	<input style="width: 90%;" type="text"/>	Min Input Rate / Taux D'entrée Min:	<input style="width: 90%;" type="text"/>	Max Manifold Pressure / Pression Maxi Du Collecteur:	<input style="width: 90%;" type="text"/>	Supply Inlet Pressure / Pression D'entrée D'alimentation:	<input style="width: 90%;" type="text"/>	Design Altitude / Altitude De Conception:	<input style="width: 90%;" type="text"/>	Supply Voltage / Tension D'alimentation:	Voltage / Tension <input style="width: 40%;" type="text"/> Amps / Amplis <input style="width: 40%;" type="text"/>	Control Voltage / Tension de Contrôle:	Volts / Tension <input style="width: 40%;" type="text"/> Amps / Amplis <input style="width: 40%;" type="text"/>
Project No. / Numéro de Projet :	<input style="width: 90%;" type="text"/>																								
Appliance Type / Type d'appareil:	<input style="width: 90%;" type="text"/>																								
Manufacturer / Fabricant:	<input style="width: 90%;" type="text"/>																								
Model & Serial / Modèle et Série:	<input style="width: 90%;" type="text"/>																								
Type of Fuel(s) / Type de Carburant:	<input style="width: 90%;" type="text"/>																								
Max Input Rate / Taux d'entrée Max:	<input style="width: 90%;" type="text"/>																								
Min Input Rate / Taux D'entrée Min:	<input style="width: 90%;" type="text"/>																								
Max Manifold Pressure / Pression Maxi Du Collecteur:	<input style="width: 90%;" type="text"/>																								
Supply Inlet Pressure / Pression D'entrée D'alimentation:	<input style="width: 90%;" type="text"/>																								
Design Altitude / Altitude De Conception:	<input style="width: 90%;" type="text"/>																								
Supply Voltage / Tension D'alimentation:	Voltage / Tension <input style="width: 40%;" type="text"/> Amps / Amplis <input style="width: 40%;" type="text"/>																								
Control Voltage / Tension de Contrôle:	Volts / Tension <input style="width: 40%;" type="text"/> Amps / Amplis <input style="width: 40%;" type="text"/>																								

Locations:

B

Scope of Accreditation

The performing of inspections, downstream of the shut-off valve within the scope of CAN/CSA-B149.3, based on Canadian code requirements for safety and suitability of one-of a-kind and limited run commercial and industrial fuel-burning appliances and equipment that may be designed for

	<p>installation at a specific site or assembled on-site, the application of approval labels on the appliances and equipment, and the issuance of an inspection certificate or report in accordance with:</p> <ul style="list-style-type: none"> • CAN/CSA-B149.3 Code for the field approval of fuel-burning appliances and equipment <p>With reference to the requirements identified in following codes and standards when applicable:</p> <ul style="list-style-type: none"> • CAN/CSA-B149.1 Natural gas and propane installation code • CAN/CSA-B149.2 Propane storage and handling code • CSA C22.1 Canadian Electrical Code, Part I; Safety Standard for Electrical Installations • Variances or provincial deviations as may be issued from time to time by the Provincial or Territorial Regulatory Authority • Relevant requirements of the National Building Code of Canada and the National Fire Code of Canada. • CSA B51 Boiler, pressure vessel and pressure piping code
--	--

This document forms part of the Certificate of Accreditation issued by the Standards Council of Canada (SCC) to CSA Group Testing & Certification Inc. The original version is available in the Directory of Accredited Inspection Bodies on the SCC website at www.scc-ccn.ca

Elias Rafoul
 Vice-President, Accreditation Services
 Publication on: 2024-06-14